



## Covering Your District

**CONNECT** for **HEALTH**  
COLORADO®

Connect for Health Colorado's (Marketplace) mission is to increase affordability, access, and choice to individuals, families, and small businesses purchasing health insurance in Colorado. In 2016, the Marketplace enrolled more than 169,000 Coloradans in private insurance. This document was developed as a resource to help you better understand how Connect for Health Colorado is impacting your District.

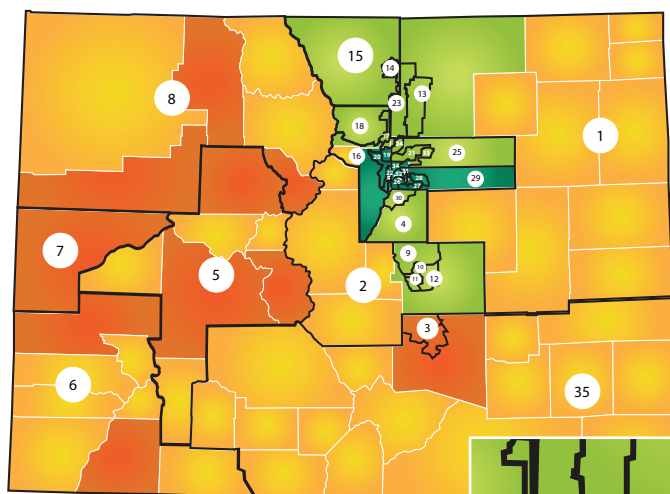
## Number of Coloradans Enrolled in Private Insurance through Connect for Health Colorado

Statewide numbers:

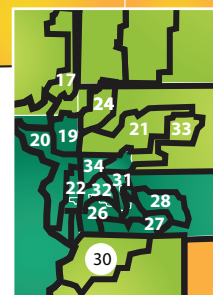
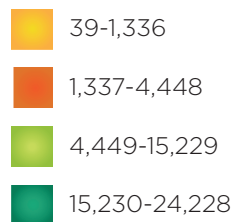
- > 11%: Marketplace customers from rural counties, which make up 7.8% of the state's population.
- > 18.4%: Customers 26-34 years old.
- > 279: Number of Certified Application Counselors providing in person assistance
- > 98: Number of Health Coverage Guides providing statewide, in person assistance
- > \$294: Average monthly tax credit for those who qualified for financial assistance in 2016.
- > 916: Number of Certified and licensed Brokers

## Access

Overall, the number of Coloradans enrolling in medical coverage through the state Marketplace increased 10 percent over the number a year earlier. However, the number rose by 81 percent in Rio Blanco County, in the northwest corner of the state, and Summit County saw a 44 percent jump in enrollments.



\*Enrollments as of August 4, 2016



Denver Metro Area

Senate District Boundaries

\* Source: Connect for Health Colorado, 2016 | Colorado State Demography Office, 2015  
Note: Enrollment Data Submitted August 4, 2016

## Access continued

County	Number Enrolled in 2015 Plans in the Marketplace	Percentage of the 0-64 Year Old Population who are Uninsured
Larimer	12,912	5%

\*Number of Enrollments as of August 4, 2016

## Affordability

Sixty-one percent (61%) of Marketplace customers receive financial assistance (Advance Premium Tax Credits) to help lower the cost of their monthly premiums. The average, statewide tax credit for Coloradans is \$294.00. The table below shows the average tax credit in your District.

County	Average Advance Premium Tax Credit (APTC)
Larimer	\$261

## Choice

For the 2016 plan year, individuals and families were offered up to 188 different plans from 8 health insurance companies. The number of plans and the insurance companies offered varies depending on where you live in the state. The table below shows the number of plans offered in your District for the 2016 plan year. Your constituents have plans offered from 6 different carriers: Anthem BCBS HMO, Cigna, Kaiser Permanente, Colorado Choice Health Plans, Humana, and United Health Care.

County	Number of Health Plans Offered
Larimer	76

## About Connect for Health Colorado

Connect for Health Colorado is a public, non-profit entity established in law by the Colorado General Assembly in 2011 to create a health insurance Marketplace. It opened for business on Oct. 1, 2013, for individuals, families and small employers to compare and buy health insurance and apply for tax credits to help make their insurance more affordable. Customers can shop online; get help by phone or chat from expert Customer Service Center representatives; and find in-person assistance from certified brokers and agents, community based certified Health Coverage Guides or Certified Application Counselors.

